



**THE YARD**  
**Grade R**  
**Senses / Touch**

**Date: 06 May**

**Schoolwork**

**English**

Poem:

Practice my five senses poem. If your child is comfortable with this poem you can add some actions to match the words.

Name body parts:

Ask your child to name and point to body parts.

Phonics:

Ask your child to give to s few words that start with a specific sound. For example: 'l' – lion, love, laugh, life, list.

You can use any sound.

Give your child a word and ask them what sound it starts with. For example, sit – 's'.

**Mathematics**

Numbers:

Give your child a word sum and ask them to solve it. This is an oral activity. For example: "If I have two lollipops and I buy one more, how many will I have?" Encourage your child to use their fingers to help them solve the sum.

Count backwards from 20.

**Life Skills**

General knowledge:

Ask your child about the days of the week.

Ask your child to name a few of their favorite things to touch.

Gross motor skills:

Ask your child to walk in a straight line with their heel touching their toe.

Let you child balance on various objects like rocks, tyres, logs, etc...

Fine motor skills:

Practise to tie their own shoelaces.

Reading activity:

Read any story to your child and ask your child to draw a picture of what they can remember.

General:


- My senses paste activity
- Listening activity

Kind Regards,


**Grade R Educators**

Walk around the house and find objects to paste inside the blocks to match the sensation.


WITH MY HAND I CAN FEEL.....




Rough




Smooth




Scratchy



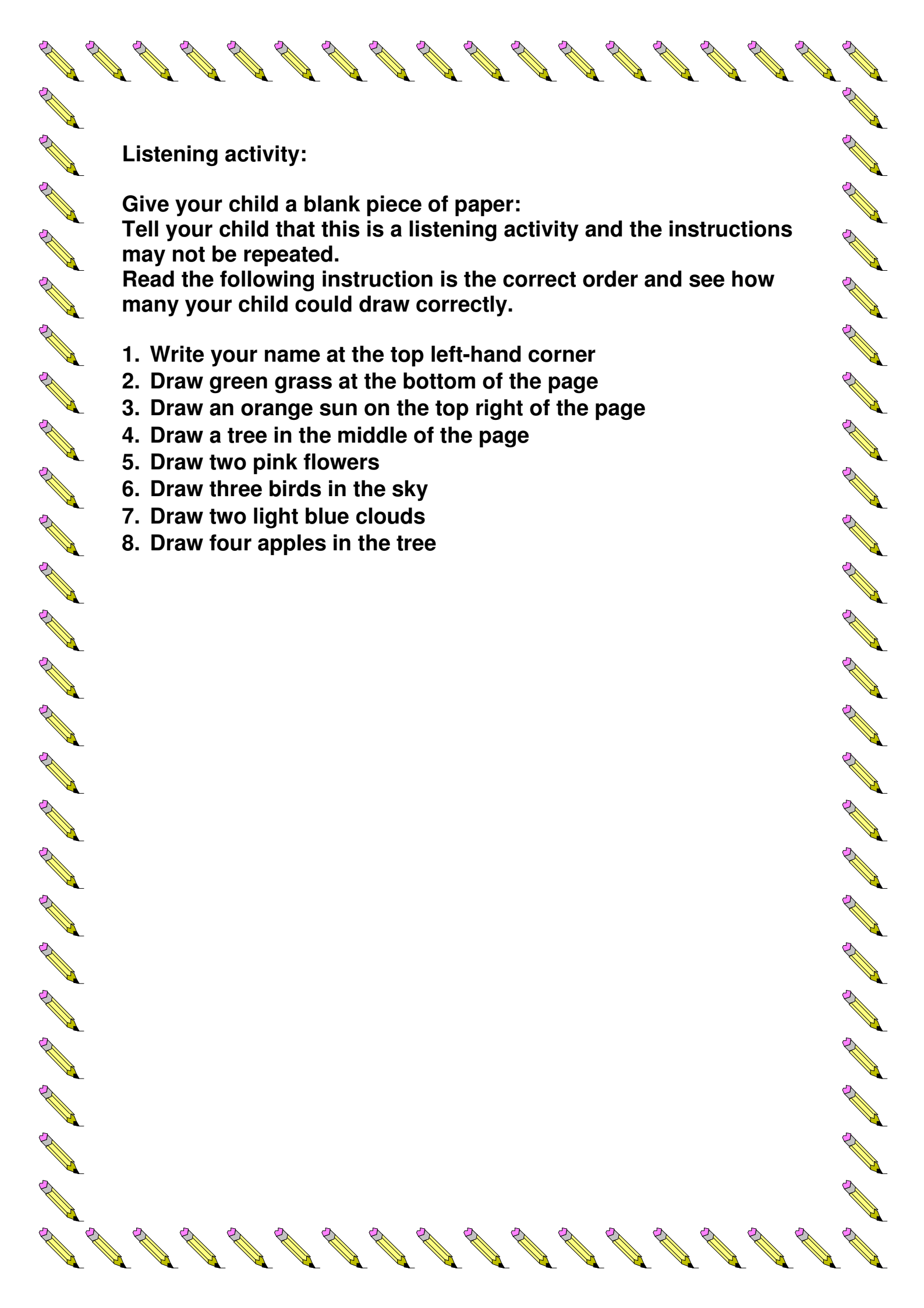
Crinkly



Fluffy



Sticky



**Listening activity:**

**Give your child a blank piece of paper:**

**Tell your child that this is a listening activity and the instructions may not be repeated.**

**Read the following instruction in the correct order and see how many your child could draw correctly.**

- 1. Write your name at the top left-hand corner**
- 2. Draw green grass at the bottom of the page**
- 3. Draw an orange sun on the top right of the page**
- 4. Draw a tree in the middle of the page**
- 5. Draw two pink flowers**
- 6. Draw three birds in the sky**
- 7. Draw two light blue clouds**
- 8. Draw four apples in the tree**