



THE YARD
Grade R

Senses / Sound

Date: 22 May

School work

English

Rhyming words:

Go over the meaning of rhyming words with your child.

Mathematics

Patterns:

Use your own coloured beans (see video) or any counters to make a pattern using three colours.

For example: red, yellow, green, red, yellow, green, red, yellow, green.

Life Skills

General knowledge:

Discuss the sense of sound.

Talk to your child about loud and soft noises. Walk around the house and garden and identify things that make loud noises and things that make soft noises.

Ask your child to name a few things that start with the 'p' sound.

Gross motor skills:

- Do 5 jumping jacks (star jumps)
- Do 5 sit ups with their feet held down
- Do 10 frogs jumps

Fine motor skills:

Use a small piece of Prestik and stick it on your child's thumb. Now let your child press down with his/her index finger, middle finger, ring finger, pinkie finger interchangeably. Do it for several minutes with the left and right hand.

General:

- Rhyming activity
- Complete the pattern

Kind Regards,


Grade R Educators

Find the Rhymes

Say the name of the first picture in each row out loud.

Say the names of the other pictures in the row.

Color the pictures that rhyme.



bat



apple



cat



camel



dog



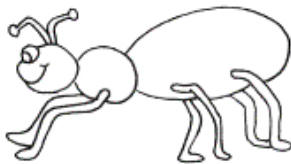
bear



sun



frog



ant



plant



giraffe

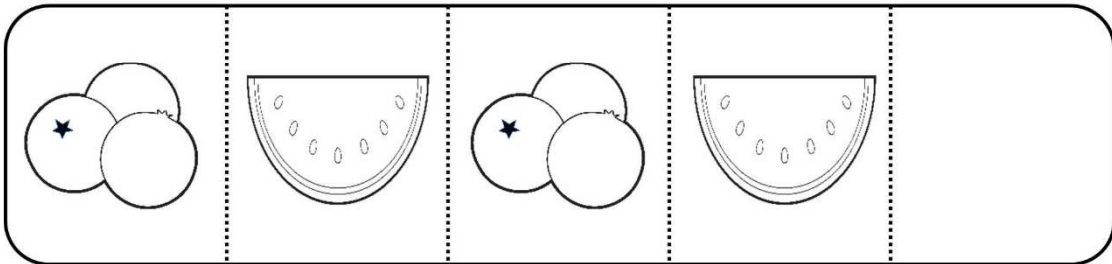
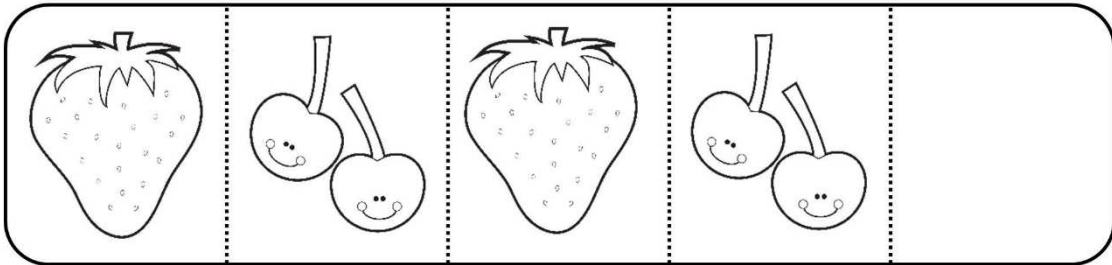




lion

Name _____

What Comes Next

Look for the pattern. Cut and paste to complete the pattern.



© Sue's Study Room 2015

