

**THE YARD
Grade R
Revision**

Date: 30 April

Schoolwork

English

Reading:

Read stories and let your child answer questions about the story.

- What happened?
- Who did what?
- Why do you think?

Mathematics

Numbers:

Tell your child to clap a number of times; for example, clap three times and your child has to count whilst clapping three times.

Life Skills

Gross motor:

Jump over a rope or line with two feet together.
Roll on the floor.

Your child should be able to walk across a room with a beanbag or something similar on his/her head.

Fine Motor:

Put a small piece of Prestick on your child's thumb. Let him/her press as hard as they can on the Prestick with each finger. Alternate between the left and right hand. Do this a few times a day.

Knows days of the week:

Ask your child what day of the week it is.
Ask them to name the days of the week.

General

Activities:

- Story sequencing
- Days of the week

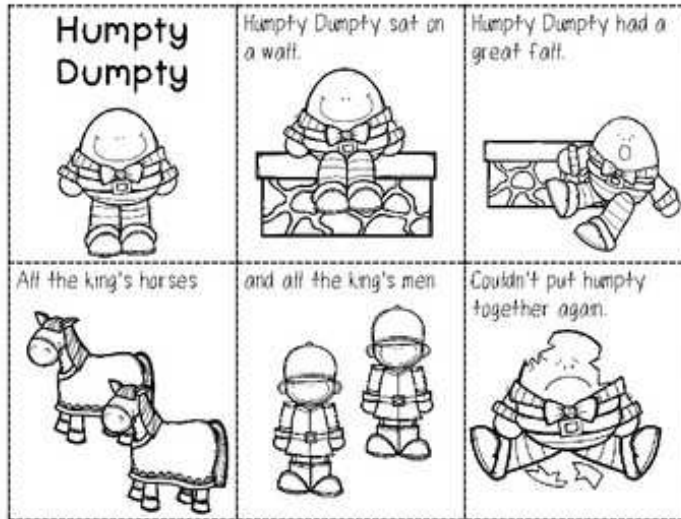
Kind Regards,

Grade R Educators

Story sequencing

Read the Humpty Dumpty nursery rhyme out aloud.





Then place the pieces of the story in the correct sequence.



Pieces of the Humpty Dumpty Nursery Rhyme

Cut out the pieces and place into correct sequence.

Or point to the pieces and place them into the correct sequence.



Days of the week
Start with Monday to Sunday
There are seven days in a week.

Yesterday was ...
Today is...
Tomorrow will be ...

Days of the Week

Sunday	Sun.
Monday	Mon.
Tuesday	Tues.
Wednesday	Wed.
Thursday	Thurs.
Friday	Fri.
Saturday	Sat.

Yesterday was... Today is... Tomorrow will be...

©2008 TREND enterprises, inc.